

MONTHLY STATISTICAL BULLETIN

MAY 2022

Market capitalization: 227.420.754.045

Turnover: 577.516.979

Number of transactions: 1.687

MBI10: 6.070,62

↑↓3,30%

↓ 40,11%

↓8,96%

↓3,31%

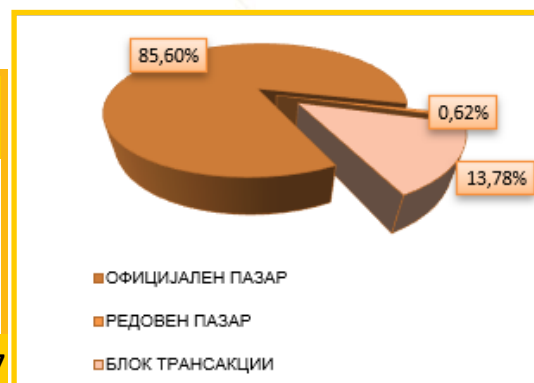
BASIC INDICATORS

TURNOVER (denars)	April 2022	May 2022	% of change
TRADING IN BEST	581.998.067	497.949.423	-14,44
SHARES	506.224.852	489.718.003	-3,26
BONDS	75.773.215	8.231.420	-89,14
OTHER SECURITIES	0	0	-
DAILY AVERAGE TURNOVER (denars)	30.631.477	24.897.471	-18,72
DAILY AVERAGE NUMBER OF TRANSACTIONS	97	84	-13,40
BLOCK TRANSACTIONS	382.268.690	79.567.556	-79,19
PUBLIC AUCTIONS	0	0	-
PUBLIC OFFERING	0	0	-
TOTAL	964.266.757	577.516.979	-40,11
NUMBER OF TRANSACTIONS			
TRADING IN BEST	1.835	1.675	-8,72
BLOCK TRANSACTIONS	18	12	-33,33
PUBLIC AUCTIONS	0	0	-
PUBLIC OFFERING	0	0	-
TOTAL	1.853	1.687	-8,96
MARKET CAPITALIZATION (denars)			
MARKET CAPITALIZATION OF SHARES	235.187.744.039	227.420.754.045	-3,30
OFFICIAL MARKET-SHARES	228.901.869.064	221.134.879.070	-3,39
MARKET OF JOINT STOCK COMPANIES WITH SPECIAL REPORTING OBLIGATIONS	6.285.874.975	6.285.874.975	0,00
MARKET CAPITALIZATION OF BONDS	19.436.063.225	19.715.050.559	1,44
MARKET CAPITALIZATION OF OTHER SECURITIES	312.340.875	313.102.125	0,24
TOTAL MARKET CAPITALIZATION	254.936.148.139	247.448.906.729	-2,94
MBI10	6.278,19	6.070,62	-3,31
OMB	132,66	131,67	-0,75
NUMBER OF LISTED SECURITIES*	94	94	0,00
NUMBER OF TRADING DAYS	19	20	5,26

*The calculation includes the shares of Idevelop AD Skopje, ArceloMittal Skopje (HRM) AD Skopje, Blagoj Tufanov AD Radovish and Trudbenik AD Ohrid which are long term suspended from listing.

TURNOVER STRUCTURE

Market segment	Turnover (denars)	Turnover (EUR)	%	Number of transactions
OFFICIAL MARKET	494.381.555	8.016.925	85,60	1.551
REGULAR MARKET	3.567.868	57.854	0,62	124
BLOCK TRANSACTIONS	79.567.556	1.290.173	13,78	12
TOTAL	577.516.979	9.364.951	100,00	1.687



MONTHLY STATISTICAL BULLETIN

10 MOST LIQUID SHARES (Official market)

Issuer	Max (denars)	Min (denars)	Average price (denars)	Volume	Turnover (denars)	Turnover (EUR)	%	Num. of trans.	Market capitalization (denars)
Komercijalna banka Skopje	12.900,00	11.650,00	12.366,72	14.470	178.946.396	2.900.926	36,81	493	28.260.020.568
Alkaloid Skopje	17.943,00	16.750,00	17.599,66	8.698	153.081.853	2.483.381	31,49	446	24.841.231.510
Granit Skopje	1.450,00	1.360,00	1.434,34	35.984	51.613.307	836.594	10,62	117	4.296.856.423
NLB Banka Skopje	27.999,00	25.999,00	27.462,21	1.418	38.941.416	631.745	8,01	124	22.797.732.113
Makpetrol Skopje	80.000,00	75.000,00	77.695,51	249	19.346.181	313.781	3,98	74	8.428.650.000
Stopanska banka Skopje	1.537,00	1.400,00	1.455,21	8.076	11.752.236	190.563	2,42	81	25.943.732.258
Makedonijaturist Skopje	4.702,00	4.650,00	4.696,27	1.261	5.922.002	95.997	1,22	35	2.102.948.550
Replek Skopje	96.000,00	95.000,00	95.017,54	57	5.416.000	87.924	1,11	3	2.462.854.637
Pekabesko Skopje	15.913,00	15.000,00	15.842,05	290	4.594.195	74.466	0,95	5	516.376.850
Makedoski Telekom Skopje	380,00	350,00	372,13	9.604	3.573.961	57.944	0,74	46	35.939.542.500
Rest				13.244	12.962.588	210.183	2,67	112	65.544.933.661
Total				93.351	486.150.135	7.883.503	100,00	1.536	221.134.879.070

TOP GAINERS / TOP LOSERS—OFFICIAL MARKET

Issuer	Average price (denars) 30.04.2022	Average price (denars) 31.05.2022	% of change
TOP GAINERS			
Skopski Pazar Skopje	5.300,00	7.000,00	32,08
Pekabesko Skopje	15.000,00	15.913,00	6,09
Ading Skopje	760,00	805,00	5,92
Makedonski Telekom Skopje	360,00	375,00	4,17
TOP LOSERS			
Cementarnica USJE Skopje	41.050,00	36.100,00	-12,06
OKTA Skopje	3.700,00	3.315,00	-10,41
Stopanska banka Skopje	1.645,83	1.485,88	-9,72
Stopanska banka Bitola	3.291,62	3.000,00	-8,86
VV Tikves Kavadarci	5.500,00	5.015,00	-8,82

OVERVIEW OF THE TRADING WITH BONDS

	HIGH (%)	LOW (%)	Last daily average price(%)	Last trading day	Volume	Turnover (denars)	Turnover (EUR)	Yield to maturity *
R. Makedonija - drzavna obrvznica DO2020/04-0450dk	100,00	100,00	100,00	12.5.2022	700	7.000.000	113.461	4,00%
Government bonds-denationalization XVI issue (RMDEN16)	98,00	98,00	98,00	23.5.2022	9.243	558.842	9.058	2,85%
Government bonds-denationalization XVIII issue (RMDEN19)	97,00	97,00	97,00	26.5.2022	183	10.951	178	2,82%
Government bonds-denationalization XIX issue (RMDEN20)	99,00	99,00	99,00	17.5.2022	2.720	166.132	2.693	2,24%
Government bonds-denationalization XX issue (RMDEN21)	94,00	94,00	94,00	31.5.2022	8.544	495.495	8.031	3,23%

* The model for calculation of annual average yield to maturity is adapted to the characteristics of the bonds. Calculation date is 31.05.2022 using the last average price of the bonds.

MONTHLY STATISTICAL BULLETIN

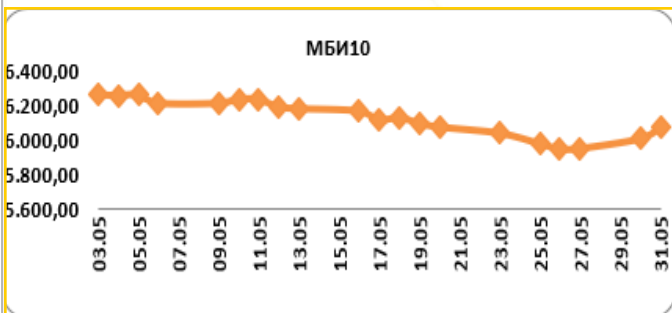
MBI10

Value at 31.05.2022
6.070,62

MAX Value in May (03.05.2022) 6.265,86

MIN Value in May (26.05.2022) 5.948,76

% of change from 30.12.2021 -1,35%


 All about MBI10 on: <http://www.mse.com.mk/Indicies.aspx?Index=MBI10>

Composition of MBI10	Turnover (denars)	Volume	Num. of trans.	Last average price	% of monthly change of price
Alkaloid AD Skopje	153.081.853	8.698	446	17.355,07	-3,15
Granit AD Skopje	51.613.307	35.984	117	1.399,00	-0,07
Komercijalna banka AD Skopje	178.946.396	14.470	493	12.399,82	-2,94
Makpetrol AD Skopje	27.634.181	361	75	75.000,00	-5,80
Makedonijaturist AD Skopje	5.922.002	1.261	35	4.650,00	-1,06
Stopanska banka AD Skopje	11.752.236	8.076	81	1.485,88	-9,72
TTK banka AD Skopje	12.235.035	8.982	19	1.350,00	0,00
Makedonski Telekom AD Skopje	3.573.961	9.604	46	375,00	4,17
Stopanska banka AD Bitola	31.101.815	9.531	19	3.000,00	-8,86
NLB Banka AD Skopje	38.941.416	1.418	124	26.693,33	-2,93

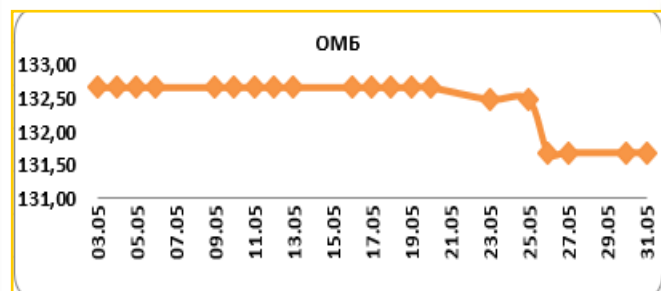
OMB

Value at 31.05.2022
131,67

MAX Value in May (04.05.2022) 132,66

MIN Value in May (26.05.2022) 131,67

% of change from 30.12.2021 -1,46%


 All about OMB on: <http://www.mse.com.mk/Indicies.aspx?Index=OMB>

Composition of OMB	Turnover (denars)	Volume	Num. of trans.	Last average price	% of monthly change of price
Government bonds-denationalization XV issue (RMDEN15)		0	0	99	0
Government bonds-denationalization XVI issue (RMDEN16)	558.842	9.243	1	98,00	-1,01
Government bonds-denationalization XVII issue (RMDEN17)	0	0	0	99,80	0,00
Government bonds-denationalization XVIII issue (RMDEN18)	0	0	0	99,00	0,00
Government bonds-denationalization XIX issue (RMDEN19)	10.951	183	3	97,00	-2,02
Government bonds-denationalization XX issue (RMDEN20)	166.132	2.720	1	99,00	0,00



MONTHLY STATISTICAL BULLETIN

MBI10 LISTED COMPANIES RATIOS

Issuer	P/E Ratio ¹	Dividend yield ²	Foreign investors participation in May 2022	Foreign investors participation in April 2022	Change
Alkaloid AD Skopje	19,28	2,50%	2,71%	2,73%	-0,02%
Granit AD Skopje	31,21	2,61%	3,06%	3,14%	-0,08%
Komercijalna banka AD Skopje	12,24	4,96%	2,32%	2,33%	-0,01%
Makpetrol AD Skopje	5,98	4,00%	1,44%	1,42%	0,02%
Makedonijaturist AD Skopje	95,62	2,58%	0,78%	0,80%	-0,02%
Stopanska banka AD Skopje	10,52	0,00%	92,38%	92,38%	0,00%
TTK banka AD Skopje	27,48	3,41%	1,10%	1,10%	0,00%
Makedonski Telekom AD Skopje	22,52	5,34%	1,09%	1,09%	0,00%
Stopanska banka AD Bitola	3,40	0,00%	1,93%	1,93%	0,00%
NLB banka AD Skopje	10,27	2,76%	87,52%	87,54%	-0,02%

[1] Share price at last day of trading in currently month, / Earnings per share

[2] The ratios are calculated using the data from the last published Audited financial reports and last paid dividend.

FOREIGN INVESTORS—OFFICIAL MARKET

May 2022	Foreign Legal investors May 2022	Foreign private investors May 2022	Total Foreign entities May 2022	Total Foreign entities April 2022	Change
Shares[3]	34,42%	1,11%	35,54%	35,54%	0,00%
Denationalization bonds[4]	0,10%	0,07%	0,17%	0,19%	-0,02%
Continuous government bonds [5]	0,00%	0,00%	0,00%	0,00%	0,00%

[3] Data as last day of trading in currently month according to the Central Securities Depository, regarding the participation of the foreign investors in the number of shares.

[4,5] Data as last day of trading in currently month according to the Central Securities Depository, regarding the participation of the foreign investors in the total nominal value of bonds.

FOREIGN AND DOMESTIC INVESTORS IN THE TOTAL TURNOVER [6]

	BUYING % of total	SELLING % of total
Foreign private investors	0,12%	0,80%
Foreign Legal investors	1,60%	3,99%
Total Foreign Legal entities	1,72%	4,79%
Domestic private investors	81,28%	49,49%
Domestic Legal investors	17,00%	45,72%
Total Domestic Legal entities	98,28%	95,21%

[6] Data as last day of trading in currently month according to the Central Securities Depository, regarding the participation of the foreign and domestic investors in the total turnover.

Note: The calculation does not take into account the public offer with the bonds of SN broker AD Skopje

TURNOVER PER MEMBERS / in denars

Member	Code	Trading in BEST system	% of trading in BEST sys.	Block (denars)	% block	Public auctions	% of Public auctions	Public offering	% of Public offering	Total
Eurohaus AD Skopje	EH	295.285.369	29,65	48.693.184	30,60	0	0	0	0	343.978.553
ILIRIKA INVESTMENTS AD Skopje	IL	246.816.827	24,78	38.333.592	24,09	0	0	0	0	285.150.419
Komercijalna banka AD Skopje	KB	114.992.007	11,55	25.192.168	15,83	0	0	0	0	140.184.175
INVESTBROKER AD Skopje	MI	112.185.514	11,26	0	0,00	0	0	0	0	112.185.514
TTK Banka AD Skopje	TK	49.583.976	4,98	26.340.000	16,55	0	0	0	0	75.923.976
Stopanska banka AD Skopje	SB	52.245.549	5,25	8.616.168	5,41	0	0	0	0	60.861.717
INOVO BROKER AD Skopje	IN	52.449.604	5,27	0	0,00	0	0	0	0	52.449.604
NLB Banka AD Skopje	TN	32.143.064	3,23	0	0,00	0	0	0	0	32.143.064
Fersped Broker AD Skopje	FR	29.531.959	2,97	0	0,00	0	0	0	0	29.531.959
Sparkase banka AD Skopje	SP	10.664.978	1,07	11.960.000	7,52	0	0	0	0	22.624.978
Total		995.898.847	100,00	159.135.112	100,00	0	100	0	100	1.155.033.959

Turnover via BEST system and turnover in block trades is calculated on the basis of double counting, in order to include the executed cross trades by the MSE members in the structure of the overall MSE turnover. As since July 13, during the government auctions on the selling side there is no brokers (i.e. MSE performs this role), the turnover derived from government auctions is still calculated on the basis of single counting.

MONTHLY STATISTICAL BULLETIN

AS A REMINDER

The product of the Macedonian Stock Exchange **BESTNET ANALYTICS** is a modern internet service that helps investors in building well-founded investment strategies and in bringing valuable investment decisions.

BESTNET ANALYTICS contains:

- Data for more than **100** companies traded on the Macedonian Stock Exchange
- More than **70** different financial indicators of companies and more than **40** indicators for banks
- Monitoring and comparing the values for the last **3** years
- Tracking results by quarters
- Data in den, euros and dollars
- Data for paid dividends from companies for the last **4** years
- Data for the major shareholders of the company
- Data for management bodies of the company
- Data for related companies
- Comparison and monitoring of a large number of financial indicators
- Monitoring indicators by sectors and industries
- Graphic display of technical indicators
- Over **40** technical indicators and oscillators
- Monitoring of investments, determining their current value
- Calculation of gains / losses from unrealized transactions
- Calculation of gains / losses from trades executed
- Simulated portfolios

Шифра на XB	Датум на трансакција	Број на трансакција	Количина	Куповна вредност - вкупно (во ден.)	Датум на последна цена	Последна просечна цена	Вкупна вредност (во ден.)	Нереализирана добитка / загуба (во ден.)	% промена од вкупна вредност на XB	% од вредноста на вкупните вложувања
скратен преглед на поединечна трансакција										
GRNT	17.02.2009	X52515136	600,00	360.000,00	21.01.2009	653,11	391.866,00	1.800.000,00	133,33%	3,74%
TELE	11.06.2009	1235649	600,00	360.000,00	21.01.2009	653,11	391.866,00	31.866,00	8,85%	1,00%
детален преглед на поединечна трансакција										
Македонски Телеком Скопје (TELE)										
Тип на хартија	Share		Куповна вредност - вкупно (во ден.)		360.000,00					
Датум на трансакција	11.06.2009		Датум на последна цена		21.01.2009					
Број на трансакција	1235649		Последна просечна цена		653,11					
Количина	600,00		Нето вредност (во ден.)		391.866,00					
Куповна цена (во ден.)	600,00		Акумулирана камата (во ден.)		0,00					
Номинална вредност	0,00 MKD		Вкупна вредност (во ден.)		391.866,00					
Куповна вредност (во ден.)	360.000,00		Нереализирана добитка / загуба (во ден.)		31.866,00					
Купена акумул. камата (во ден.)	0,00		% промена од купувања на XB		8,85%					
Трансакциони трошоци (во ден.)	500,00		% од вредноста на вкупните вложувања		1,00%					
P.Македонија - денационализација 01 (PMDE01)										
Тип на хартија	Bond		Куповна вредност - вкупно (во ден.)		107.092,08					
Датум на трансакција	11.07.2008		Датум на последна цена		27.11.2007					
Број на трансакција	1919		Последна просечна цена		85,00					
Количина	2.250,00		Нето вредност (во ден.)		116.662,50					
Куповна цена (во %)	77,50		Акумулирана камата (во ден.)		1.238,85					
Номинална вредност	1,00 EUR		Вкупна вредност (во ден.)		117.888,35					
Куповна вредност (во ден.)	106.689,77		Нереализирана добитка / загуба (во ден.)		11.198,57					
Купена акумул. камата (во ден.)	402,31		% промена од купувања на XB		10,05%					
Трансакциони трошоци (во ден.)	500,00		% од вредноста на вкупните вложувања		0,30%					
TOTAL			36.067.092,08		62.684.319,35		26.617.629,57		100,00%	

Опис на XB	Податоци од тргувањето
Лазарен сегмент	Официјален пазар
Лазарен подсегмент	Берзанска котација - обични акции
Тип на XB	Обични акции
ISIN број	MKALKA101011
Вкупни издадени XB	1431353
Шифра на XB	ALK
Номинална вредност	25,56 EUR
Дејења на цената и прометот	
Највисока цена во посл. 52 недели	4.599,00
Најниска цена во посл. 52 недели	3.799,00
% промена во посл. 30 дена	8,48%
% промена во посл. 3 месеци	6,98%
% промена во посл. 6 месеци	0,80%
% промена во посл. 1 година	-4,07%
Просечен дневен промет во посл. 30 дена	645.146,23
Просечен дневен промет во посл. 3 месеци	812.362,12
Просечен дневен промет во тековната година	626.836,29
Просечен дневен промет во посл. 52 недели	1.304.591,88
Показатели по акција за издавачот	
Коefициент цена / добитка	10,43
Дивиденден принос	3,98%
Коefициент цена / Книговодствена вредност по акција	0,91
Коefициент цена / Акумулирана добитка по акција	2,62
Коefициент цена / приходи од продажба	1,01
Коefициент цена / парични прилими од оперативни активности	13,59
Коefициент цена / оперативна добитка	8,93
Коefициент цена / EBITDA	6,35
Највисок P/E во посл. 52 недели	11,46
Најнисок P/E во посл. 52 недели	9,47
Нето добитка по акција за посл. 12 месеци	430,59
Коefициент цена / добитка за посл. 12 месеци	9,77

For more information on : www.bestnet.com.mk

ДО СОПСТВЕНИ КВАДРАТИ СО НАЈНИСКИ КАМАТИ

опција 1

2,9%фиксна камата за
првите пет години

опција 2

3,0%фиксна камата за
првите десет години**3,9%**променлива за остатокот
од периодот на отплата

Период на отплата

до **30**
години

Станбен кредит со
најниски камати на пазарот



Комерцијална Банка АД Скопје

www.kb.com.mk
контакт центар: (02) 3 296 800



МАКЕДОНСКА БЕРЗА
MACEDONIAN STOCK EXCHANGE